

# TRANSITION TO CIRCULAR ECONOMY

## Circular economy policy framework

### International level

- 2030 Agenda for Sustainable Development (2015) – Circular economy is also related to goals of the 2030 Agenda for Sustainable Development and with its principles it will contribute mainly to performance of the Goal 9 (Build resilient infrastructure, promote inclusive and sustainable industrialization and foster innovation), Goal 11 (Make cities and human settlements inclusive, safe, resilient and sustainable), Goal 12 (Ensure sustainable consumption and production patterns) and Goal 13 (Take urgent action to combat climate change and its impacts) • 10 Year Framework of Programmes on Sustainable Consumption and Production Patterns

### European level

- Europe 2020 – A strategy for smart, sustainable and inclusive growth (2010) • 7<sup>th</sup> EU Environment Action Programme by 2020: „Living well, within the limits of our planet.“ (2013) • EU Action Plan for the Circular Economy (2015) • European Strategy for Plastics in a Circular Economy (2018)

### National level

- Waste Prevention Programme of the Slovak Republic for 2019 – 2025 (2019) • Waste Management Programme of the Slovak Republic for 2016 – 2020 (2015) • Greener Slovakia – Environmental Policy Strategy of the Slovak Republic by 2030 • National Priorities for the Implementation of the 2030 Agenda (2019) • Low-Carbon Strategy of the Slovak Republic by 2030 with an outlook to 2050 (under preparation)



Circular economy is gradually winning political support in Slovakia and several framework conditions have been created to facilitate progress, e.g. in the area of waste management. During the EU Council presidency in 2016, the main goal within the Environment Council was to actively contribute to the current European discussion about the transition to the green economy and circular economy. The Slovak presidency triggered the development the „Bratislava Green Economy Process“ the main goal of which is to enable regular and broad discussion about progress towards the green economy in the context of strategic EU documents such as the Europe 2020 strategy, 7<sup>th</sup> Environment Action Programme, etc.

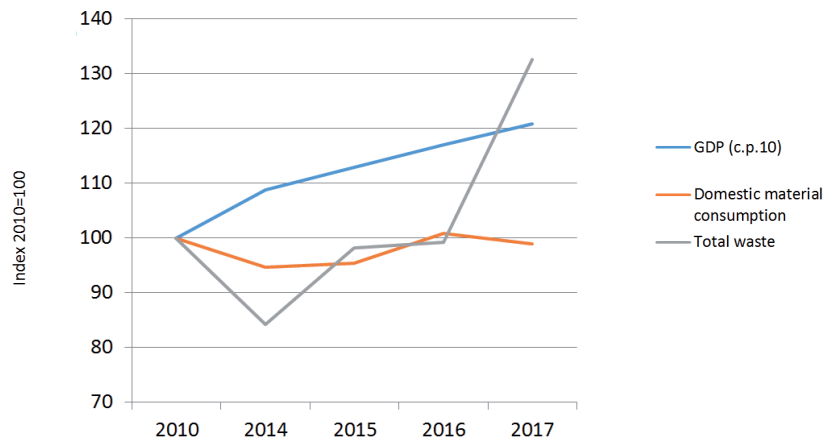
<http://www.t2ge.eu>



To facilitate the implementation of the principles of circular economy in practice, the Green Economy information platform has been established. It offers the possibility to present green solutions and to share the experience with their implementation.

<http://green-economy.enviroportal.sk>

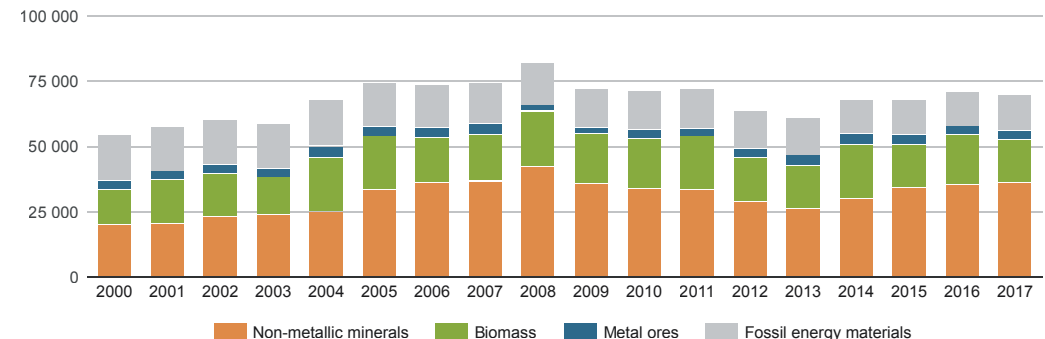
**Total waste generation in relation to GDP and domestic material consumption (Index 2010=100)**



Source: Statistical Office of SR, Ministry of Environment of SR

*A circular economy aims to maintain the value of products, materials and resources for as long as possible while minimising the generation of waste and the use of new resources. When a product reaches the end of its life, its materials are kept within the economy wherever possible. These can be productively used again and again, thereby creating further value. Model may generate safe jobs in Europe, promote innovation which will provide a competitive advantage and level of protection of people and of the environment. It may also provide longer-lasting and more innovative products to customers which will save their money and enhance the quality of their lives.*

**Domestic material consumption by main material categories (thousands of tonnes)**



Source: Statistical Office of SR

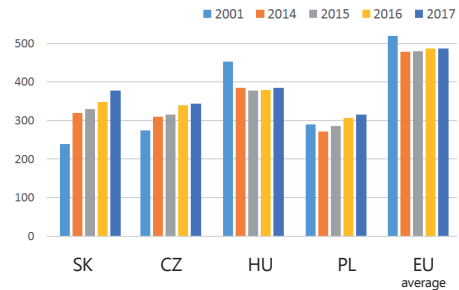
By 2030, the municipal waste recycling rate, including preparation for its re-use, will increase to 65% and its landfill rate will drop to 10%.\* Green public procurement will form at least 70% of the total value of public procurement in Slovakia. Promotion of green innovation, science and research will grow. It will be prohibited for supermarkets to dispose food waste.

**Greener Slovakia – Environmental Policy Strategy of the Slovak Republic by 2030**

\*“these goals are adopted also within the EU Waste Framework Directive and will be transposed into national legislation”

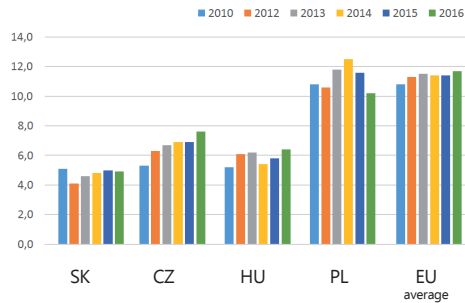
**International comparison**

**Production and consumption/ Comparison of municipal waste generation per inhabitant in the V4 countries (kg/per capita)**



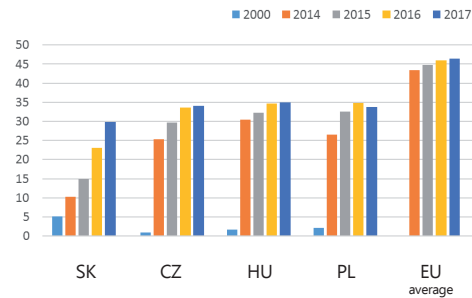
To understand the progress towards a circular economy, it is necessary to monitor the stage of production and consumption. Households and economic sectors should decrease the volume of waste they generate. In the long run such behaviour may contribute to an increasing self-sufficiency of selected raw materials for production.

**Secondary raw materials/Comparison of circular material use rate in the V4 countries (%)**



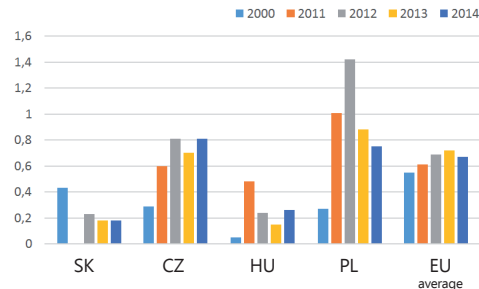
Proportion of recycled material re-used in economy. The increase in such rate indicates that more secondary materials are replacing primary raw materials, reducing the negative effect of mining on the environment.

**Waste management/Comparison of recycling rate of municipal waste in the V4 countries (%)**



The proportion of recycled municipal waste to total generation of municipal waste; recycling includes material recycling, composting and anaerobic processing.

**Competitiveness and innovation/ Comparison of the number patents related to recycling and secondary raw materials in the V4 countries (number/million inhabitants)**



The number of patents focused on recycling and secondary raw materials determined using the relevant codes of the Cooperative Patent Classification (CPC).

Source: Eurostat

# CIRCULAR ECONOMY AND THE SLOVAK REPUBLIC



## Status and trends in selected areas of circular economy in Slovakia

 <p>resource productivity (GDP in constant prices/ domestic material consumption) increased by 48.9% in 2017 compared to 2000</p>	 <p>the volume of municipal waste increases together with its recycling rate but more than 61% of municipal waste is landfilled</p>	 <p>in the area of green public procurement (binding only for state administration authorities), a Third National Action Plan was adopted in 2016; however, its success is still influenced by the „price“ criterion</p>	 <p>252 products were awarded the „environmental friendly product“ label in Slovakia from 1997 to 2016 and 136 products, out of that 3 accommodation services, were awarded the EU Ecolabel in 2014-2016</p>
 <p>in 2016, the Slovak Republic prepared a plan for preventing food waste, though it is necessary to focus on its more consistent implementation</p>	 <p>goals set by EU focused on the re-use and recycling of electronic waste are being achieved for all individual categories of electronic waste</p>	 <p>the proportion of import in domestic material consumption rose to 72.2% in 2017 which means an increasing dependence of the Slovak economy on imports of raw materials</p>	 <p>SR is one of the countries with low eco-innovation performance; with its total score amounting to 74, it is ranked 22<sup>th</sup> out of 28 EU Member States in the Eco-Innovation Scoreboard in 2017 (Eco-IS)</p>